



**PROSKIRTING CHANNEL** is the new innovative skirting designed with an integrated system for plasterboard walls, and devised to create a skirting flush to the wall with decorative inner grooves for a modern and contemporary touch.

## PROSKIRTING CHANNEL

ANODISED, BRUSHED, VARNISHED ALUMINIUM



**SUPPORT/ PERFORATED BASE - ANODISED SILVER ALUM.**  
thermo packed - bar length 2 lm - pack. 20 Pcs - 40 lm

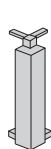
Article	H mm
PKGCFAA 75	75

ORDER THE SUPPORT AND THE TOP YOU WISH

**VISIBLE TOP - ANODISED, BRUSHED, WHITE VARNISHED ALUM.**  
thermo packed - bar length 2 lm - pack. 20 Pcs - 40 lm

Article	H mm
PKCHAA 55	55
PKCHBS 55	55
PKCHA 55-01	55

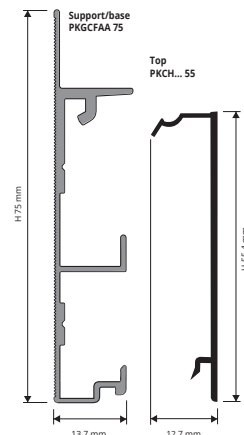
ON DEMAND MAY BE REALISED IN OTHER FINISHES OF THE COLOUR CHART.  
CONTACT OUR CUSTOMER SERVICE FOR MINIMUM QUANTITY, TIMING AND PRICE.



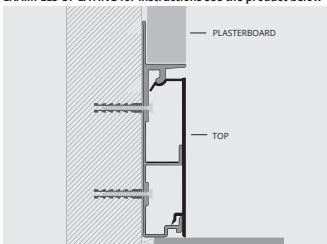
**INTERNAL CORNER - ANODISED, BRUSHED, WHITE VARNISHED ALUM.** - pack. 5 Pcs

Article	H mm
REPKCH... 55	55
REPKCHA 55-01	55

Available in the colours: AA - BS - 01. The code of the selected colour must be added to the article code.  
E.g.: REPKCH... 55 (chosen finish anodised silver)  
REPKCHAA 55.



EXAMPLES OF LAYING for instructions see the product below



**PROSKIRTING FLAT** is the new innovative skirting designed with an integrated system for plasterboard walls, and devised to create a skirting flush to the wall for a modern and contemporary touch.

## PROSKIRTING FLAT

ANODISED, BRUSHED, VARNISHED ALUMINIUM



**SUPPORT/ PERFORATED BASE - ANODISED SILVER ALUM.**  
thermo packed - bar length 2 lm - pack. 20 Pcs - 40 lm

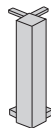
Article	H mm
PKGCFAA 75	75

ORDER THE SUPPORT AND THE TOP YOU WISH

**VISIBLE TOP - ANODISED, BRUSHED, WHITE VARNISHED ALUM.**  
thermo packed - bar length 2 lm - pack. 20 Pcs - 40 lm

Article	H mm
PKFLAA 60	60
PKFLBS 60	60
PKFLA 60-01	60

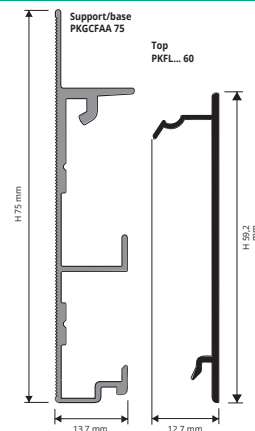
ON DEMAND MAY BE REALISED IN OTHER FINISHES OF THE COLOUR CHART.  
CONTACT OUR CUSTOMER SERVICE FOR MINIMUM QUANTITY, TIMING AND PRICE.



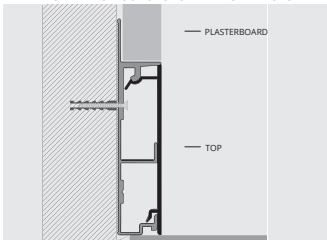
**EXTERNAL CORNER - ANODISED, BRUSHED, WHITE VARNISHED ALUM.** - pack. 5 Pcs

Article	H mm
REPKFL... 60	60
REPKFLA 60-01	60

Available in the colours: AA - BS - 01. The code of the selected colour must be added to the article code.  
E.g.: REPKFL... 60 (chosen finish anodised silver)  
REPKFLAA 60.



EXAMPLES AND INSTRUCTIONS FOR LAYING METHODS



1. Fix the substrate/perforated base to the wall before laying the plasterboard, calculating all the heights and distances. 2. Lay the plasterboard aligning the lower part flush to the "PROSKIRTING CHANNEL" and/or FLAT. 3. Plaster and carry out the surface finishing on the plasterboard. 4. Choose the required Top "PROSKIRTING CHANNEL" and/or FLAT finish, cut and lay the profile fitting the lower part and then the upper part by pressing gently. **IMPORTANT:** Pay attention to the external edges of the aluminium Proskirting. They must be protected against agents such as adhesives and sealants and against grinding or scraping actions.

COLOURS



\* = On demand, price and delivery time to be agreed.